



# Williamson County, Tennessee Annual Debt Review June 30, 2013

---

## Debt Review Summary

---

**WILLIAMSON COUNTY, TENNESSEE**  
**DEBT STATEMENT**  
(As of June 30, 2013)

<u>Debt Issued by the County</u>	<u>Outstanding Amount As of 06/30/13</u>		<u>Outstanding Amount As of 06/30/12</u>	
<b>Education Bonds and Notes:</b>				
General School Bonds	\$135,111,000		\$142,269,375	
Rural School (County District) Bonds	\$201,725,000		\$210,930,000	
<b>Education Bonds and Notes Total</b>	<b>\$336,836,000</b>	72.9%	<b>\$353,199,375</b>	72.6%
<b>Public Works Bonds and Notes:</b>				
Public Works Bonds	\$99,369,000		\$107,124,625	
<b>Public Works Bonds and Notes Total</b>	<b>\$99,369,000</b>	21.5%	<b>\$107,124,625</b>	22.0%
<b>Other Self-Supporting/Enterprise Debt:</b>				
Hospital Bonds	\$21,360,000		\$21,360,000	
City/County Partnerships	\$4,600,000		\$4,860,000	
<b>Other Self-Supporting/Enterprise Debt:</b>	<b>\$25,960,000</b>	5.6%	<b>\$26,220,000</b>	5.4%
<b>Direct Debt of County</b>	<b>\$462,165,000</b>	100.0%	<b>\$486,544,000</b>	100.0%
Less Other Self-Supporting/Enterprise Debt:	\$25,960,000		\$26,220,000	
<b>Net Direct Debt of the County</b>	<b>\$436,205,000</b>		<b>\$460,324,000</b>	
<b>Estimated Appraised Property Value</b>	<b>\$29,426,842,204</b>		<b>\$29,008,009,588</b>	
<b>Direct Net Debt/Property Ratio %</b>	<b>1.48%</b>		<b>1.59%</b>	

**Direct Debt of County**  
Paydown Schedule

	Amount	% of Total
Bonds Retired within 5 Years	\$185,565,000	40.2%
Bonds Retired within 10 Years	\$331,210,000	71.7%
Bonds Retired within 15 Years	\$424,465,000	91.8%

# WILLIAMSON COUNTY, TENNESSEE

## DEBT STATEMENT

(As of June 30, 2013)

<b>Total School Bonds and Notes</b>	<b>Amount</b>	<b>Final Maturity</b>	<b>Average Life (Years)</b>
<b>Total School Bonds</b>			
1998 School Refunding Bonds	4,030,000	2014	1.012
2004 General Obligation Refunding Bonds (School Portion)	695,000	2018	3.086
2004A General Obligation Bonds (School Portion)	445,000	2014	1.000
2004A General Obligation Refunding Bonds (School Portion)	19,570,000	2021	4.757
2004B General Obligation Bonds (School Portion)	1,735,000	2015	1.499
2006 General Obligation Bonds (School Portion)	780,000	2016	2.026
2006 General Obligation Refunding Bonds (School Portion)	135,000	2022	5.074
2007 General Obligation Bonds (School Portion)	3,270,000	2027	8.118
2008 General Obligation Bonds (School Portion)	6,735,000	2028	8.730
2009A General Obligation Bonds (School Portion)	7,630,000	2029	9.370
2009B General Obligation School Bonds (Taxable BABs)	24,600,000	2034	13.293
2010 General Obligation Refunding Bonds (School Portion)	18,140,000	2026	7.163
2010 General Obligation School Bonds (Taxable BABs)	17,700,000	2030	10.714
2010A General Obligation Refunding Bonds (School Portion)	1,995,000	2019	3.378
2012 General Obligation Refunding Bonds, Series 2012B	19,081,000	2025	5.822
2012A General Obligation School Bond Anticipation Note	4,030,000	2013	0.500
2013B General Obligation School Bond Anticipation Note	4,540,000	2014	0.867
<b>Total School Bonds</b>	<b>\$135,111,000</b>		
<b>Total Rural School Bonds</b>			
1998 Rural School Refunding Bonds	1,930,000	2014	1.013
2004 Rural School Refunding Bonds	6,485,000	2018	3.104
2004A Rural School Bonds	455,000	2014	1.000
2004B Rural School Bonds	2,000,000	2015	1.500
2006 Rural School Bonds	3,040,000	2016	2.026
2007 County District School Bonds	23,960,000	2027	7.970
2008 County District School Bonds	18,150,000	2028	9.058
2009A County District School Bonds	22,210,000	2029	9.439
2009B County District School Bonds (Taxable BABs)	38,900,000	2034	14.188
2010 County District School Refunding Bonds	38,010,000	2026	7.195
2010 County District School Bonds (Taxable BABs)	17,750,000	2030	11.604
2010A County District School Refunding Bonds	11,170,000	2019	3.584
2012 County District Refunding Bonds	11,805,000	2025	6.753
2012A County District School Bond Anticipation Notes	2,690,000	2013	0.500
2013A County District School Bond Anticipation Notes	3,170,000	2014	0.867
<b>Total Rural School Bonds</b>	<b>\$201,725,000</b>		
<b>Total School Bonds and Notes</b>	<b>\$336,836,000</b>		

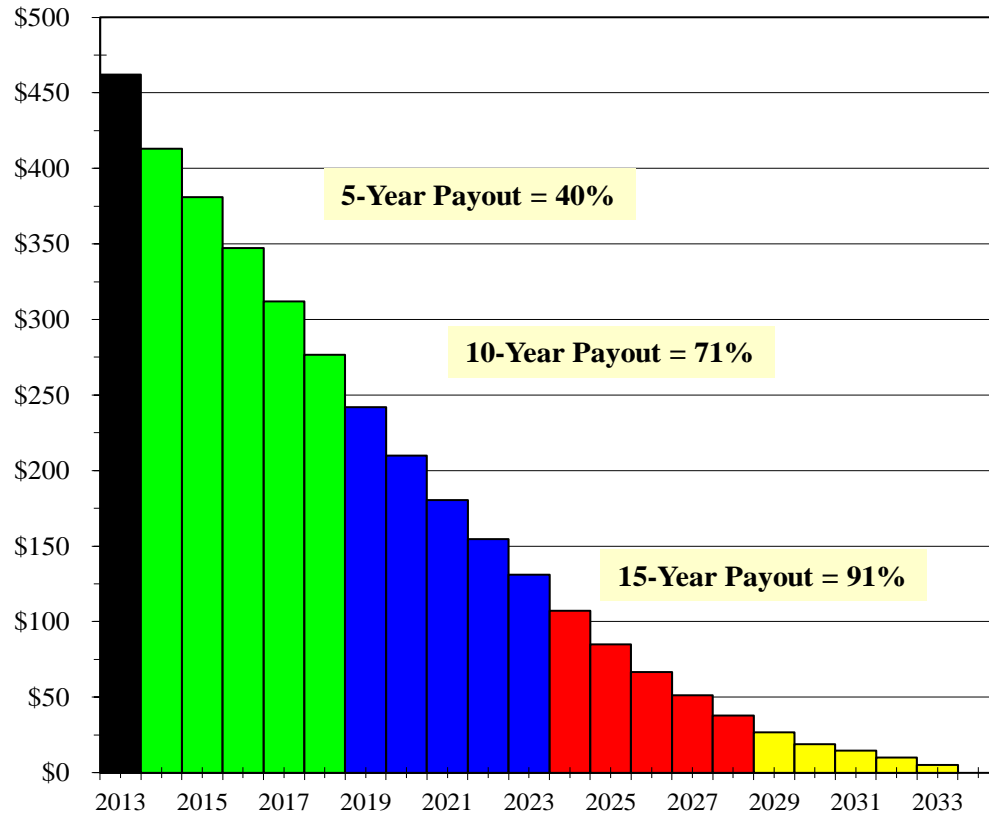
<b>Total Public Works Bonds and Notes</b>	<b>Amount</b>	<b>Final Maturity</b>	<b>Average Life (Years)</b>
<b>Total Public Works Bonds</b>			
1998 Public Works Refunding Bonds	1,535,000	2014	1.015
2004 General Obligation Refunding Bonds (Public Works Portion)	2,585,000	2018	3.089
2004A General Obligation Bonds (Public Works Portion)	55,000	2014	1.000
2004A General Obligation Refunding Bonds (Public Works Portion)	13,190,000	2021	4.755
2004A General Obligation Refunding Bonds (Landfill Portion)	785,000	2021	4.745
2004B General Obligation Bonds (Public Works Portion)	95,000	2015	1.526
2004B General Obligation Bonds (Sewer Portion)	170,000	2015	1.500
2006 General Obligation Bonds (Pub Works Portion)	1,910,000	2016	2.037
2006 General Obligation Bonds (Landfill Portion)	210,000	2016	2.000
2006 General Obligation Ref Bonds (Pub Works Portion)	3,420,000	2022	5.306
2006 General Obligation Ref Bonds (Landfill Portion)	405,000	2022	5.185
2006 General Obligation Ref Bonds (Hosp Project Portion)	11,430,000	2022	5.301
2007 General Obligation Bonds (Pub Works Portion)	1,745,000	2027	8.097
2008 General Obligation Bonds (Pub Works Portion)	3,265,000	2028	8.758
2009A General Obligation Bonds (Pub Works Portion)	16,220,000	2029	9.359
2010 General Obligation Refunding Bonds (Pub Works Portion)	9,875,000	2026	8.551
2010 General Obligation Refunding Bonds (Landfill Portion)	945,000	2026	8.783
2010 General Obligation Refunding Bonds (Sewer Portion)	850,000	2023	6.624
2010A General Obligation Refunding Bonds	15,675,000	2019	3.164
2012B General Obligation Refunding Bonds	10,727,000	2025	4.719
2012B General Obligation Refunding Bonds (Sewer Portion)	277,000	2025	11.505
2013B General Obligation Bond Anticipation Notes	4,000,000	2019	0.867
<b>Total Public Works Bonds Total</b>	<b>\$99,369,000</b>		
<b>Total Public Works Bonds and Notes</b>	<b>\$99,369,000</b>		
<b>Other Self-Supporting/Enterprise Fund Bonds</b>			
<b>Other Self-Supporting Bonds - Hospital</b>			
2004A Hospital Revenue and Tax Bonds	1,430,000	2015	1.510
2004B Hospital Revenue and Tax Bonds	2,150,000	2016	2.023
2012A General Obligation Refunding Bonds (Hospital)	17,780,000	2025	7.675
<b>Total Self-Supporting Bonds - Hospital</b>	<b>\$21,360,000</b>		
<b>Other Self-Supporting Bonds - City/County Partnerships</b>			
2006 General Obligation Bonds (Spg Hill Rec Ctr)	630,000	2016	2.032
2007 General Obligation Bonds (Spg Hill Rec Ctr)	1,120,000	2027	8.121
2010 General Obligation Refunding Bonds (Spring Hill Portion)	2,850,000	2026	8.795
<b>Total Self-Supporting Bonds - Partnerships</b>	<b>4,600,000</b>		
<b>Total Self-Supporting/Enterprise Fund Bonds</b>	<b>\$25,960,000</b>		
<b>TOTAL DIRECT DEBT</b>	<b>\$462,165,000</b>		

# Williamson County, Tennessee

## Remaining Principal Report

(As of June 30, 2013)

\$Millions



**Payout ratios excluding Bond Anticipation Notes would be 37%, 70% and 91%, respectively.**

**WILLIAMSON COUNTY, TENNESSEE**  
**Total Debt Service as of June 30, 2013**  
(Includes Self-Supporting Hospital Bonds and County-City Partnerships)

**Aggregate Debt Service**

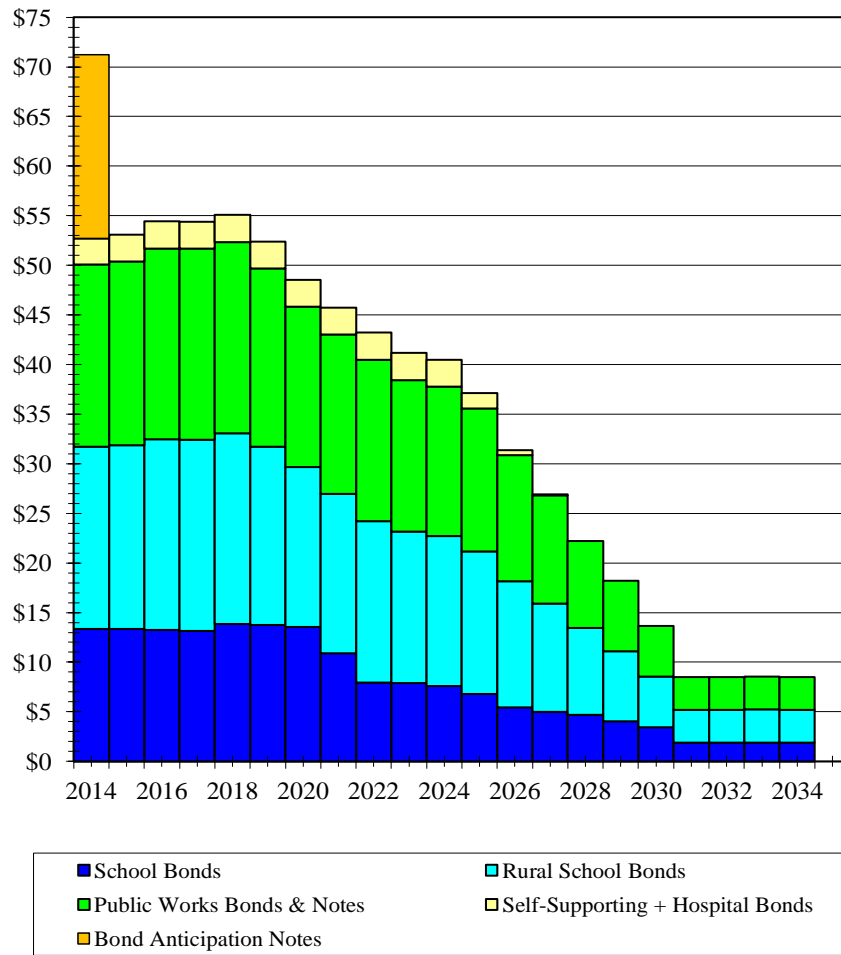
<b>Date</b>	<b>Principal</b>	<b>Interest</b>	<b>Subsidy</b>	<b>Total P+I</b>
06/30/2013	-	-	-	-
06/30/2014	49,115,000.00	19,446,957.52	(1,628,434.48)	66,933,523.04
06/30/2015	32,175,000.00	18,092,738.78	(1,621,242.00)	48,646,496.78
06/30/2016	33,745,000.00	16,892,438.78	(1,612,448.24)	49,024,990.54
06/30/2017	35,105,000.00	15,504,013.78	(1,592,375.74)	49,016,638.04
06/30/2018	35,425,000.00	14,062,413.78	(1,570,028.22)	47,917,385.56
06/30/2019	34,530,000.00	12,541,526.28	(1,536,301.36)	45,535,224.92
06/30/2020	32,105,000.00	11,070,363.78	(1,492,297.60)	41,683,066.18
06/30/2021	29,435,000.00	9,637,013.78	(1,441,022.60)	37,630,991.18
06/30/2022	25,805,000.00	8,305,088.76	(1,368,773.84)	32,741,314.92
06/30/2023	23,770,000.00	7,125,572.50	(1,283,457.84)	29,612,114.66
06/30/2024	23,930,000.00	6,088,422.52	(1,194,172.84)	28,824,249.68
06/30/2025	22,045,000.00	5,092,672.50	(1,100,399.10)	26,037,273.40
06/30/2026	18,510,000.00	4,201,040.00	(1,000,869.60)	21,710,170.40
06/30/2027	15,420,000.00	3,355,480.00	(891,232.98)	17,884,247.02
06/30/2028	13,350,000.00	2,657,125.00	(774,261.24)	15,232,863.76
06/30/2029	11,160,000.00	2,030,750.00	(650,702.48)	12,540,047.52
06/30/2030	7,570,000.00	1,484,875.00	(519,706.24)	8,535,168.76
06/30/2031	4,480,000.00	1,090,775.00	(381,771.24)	5,189,003.76
06/30/2032	4,640,000.00	833,175.00	(291,611.24)	5,181,563.76
06/30/2033	4,850,000.00	566,375.00	(198,231.24)	5,218,143.76
06/30/2034	5,000,000.00	287,500.00	(100,625.00)	5,186,875.00
<b>Total</b>	<b>\$462,165,000.00</b>	<b>\$160,366,317.76</b>	<b>(22,249,965.12)</b>	<b>\$600,281,352.64</b>

# Williamson County, Tennessee

## Annual Principal and Interest Payments

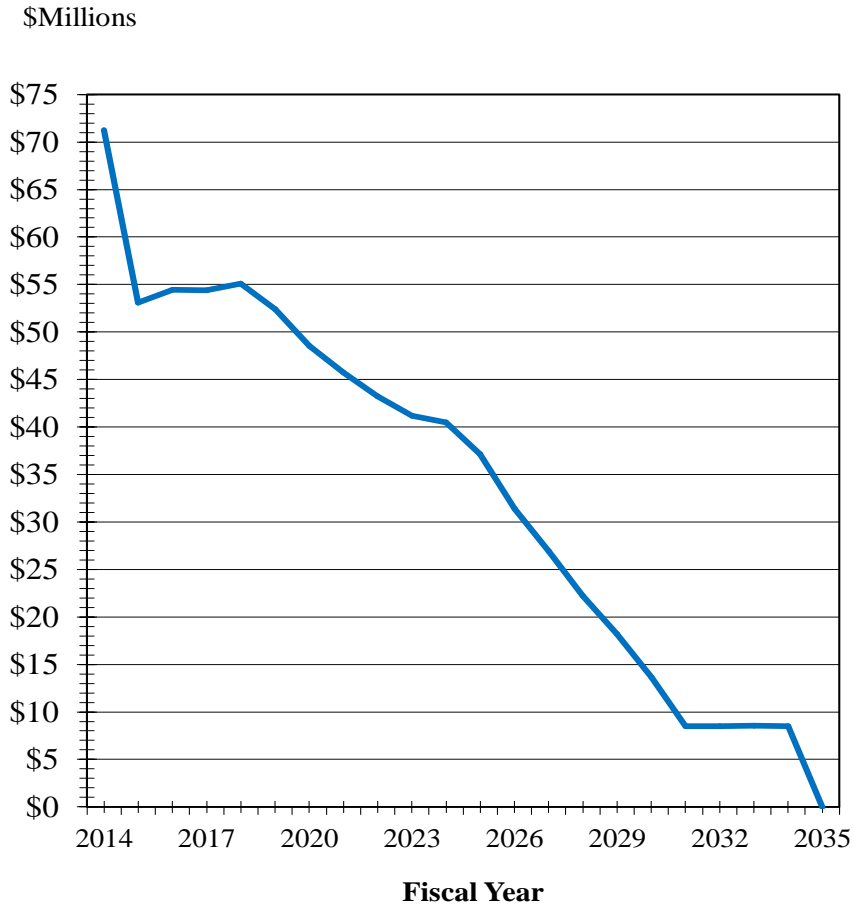
(As of June 30, 2013)

\$Millions



*Williamson County, Tennessee*

**Williamson County, Tennessee**  
**Annual Principal and Interest Payments**  
**(As of June 30, 2013)**



---

*Williamson County, Tennessee*

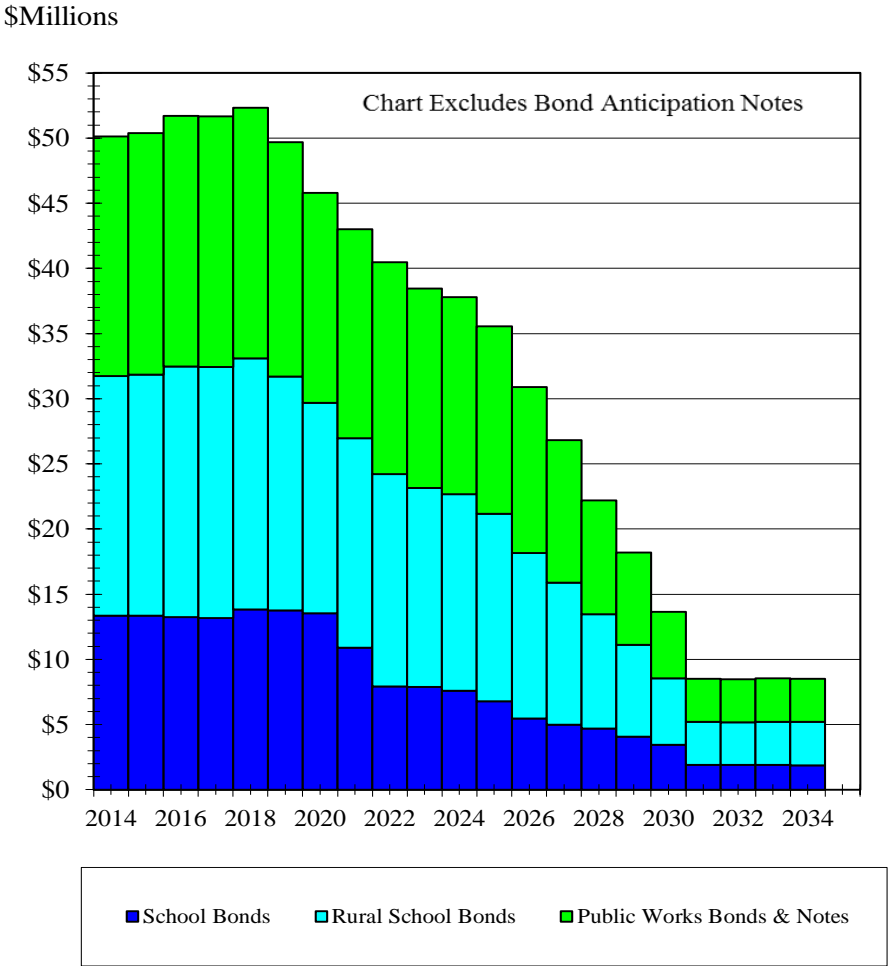


**WILLIAMSON COUNTY, TENNESSEE**  
**Total Net Debt Service as of June 30, 2013**  
(Excludes Self-Supporting Hospital Bonds and County-City Partnerships)

**Aggregate Debt Service**

<b>Date</b>	<b>Principal</b>	<b>Interest</b>	<b>Subsidy</b>	<b>Total P+I</b>
06/30/2013	-	-	-	-
06/30/2014	47,450,000.00	18,527,138.76	(1,628,434.48)	64,348,704.28
06/30/2015	30,345,000.00	17,237,445.02	(1,621,242.00)	45,961,203.02
06/30/2016	31,785,000.00	16,108,807.52	(1,612,448.24)	46,281,359.28
06/30/2017	33,100,000.00	14,790,357.52	(1,592,375.74)	46,297,981.78
06/30/2018	33,325,000.00	13,425,357.52	(1,570,028.22)	45,180,329.30
06/30/2019	32,355,000.00	11,988,470.02	(1,536,301.36)	42,807,168.66
06/30/2020	29,850,000.00	10,604,307.52	(1,492,297.60)	38,962,009.92
06/30/2021	27,095,000.00	9,243,307.52	(1,441,022.60)	34,897,284.92
06/30/2022	23,355,000.00	8,006,432.50	(1,368,773.84)	29,992,658.66
06/30/2023	21,205,000.00	6,927,822.50	(1,283,457.84)	26,849,364.66
06/30/2024	21,350,000.00	5,952,735.02	(1,194,172.84)	26,108,562.18
06/30/2025	20,550,000.00	5,022,522.50	(1,100,399.10)	24,472,123.40
06/30/2026	18,070,000.00	4,175,502.50	(1,000,869.60)	21,244,632.90
06/30/2027	15,320,000.00	3,351,230.00	(891,232.98)	17,779,997.02
06/30/2028	13,350,000.00	2,657,125.00	(774,261.24)	15,232,863.76
06/30/2029	11,160,000.00	2,030,750.00	(650,702.48)	12,540,047.52
06/30/2030	7,570,000.00	1,484,875.00	(519,706.24)	8,535,168.76
06/30/2031	4,480,000.00	1,090,775.00	(381,771.24)	5,189,003.76
06/30/2032	4,640,000.00	833,175.00	(291,611.24)	5,181,563.76
06/30/2033	4,850,000.00	566,375.00	(198,231.24)	5,218,143.76
06/30/2034	5,000,000.00	287,500.00	(100,625.00)	5,186,875.00
<b>Total</b>	<b>\$436,205,000.00</b>	<b>\$154,312,011.42</b>	<b>(22,249,965.12)</b>	<b>\$568,267,046.30</b>

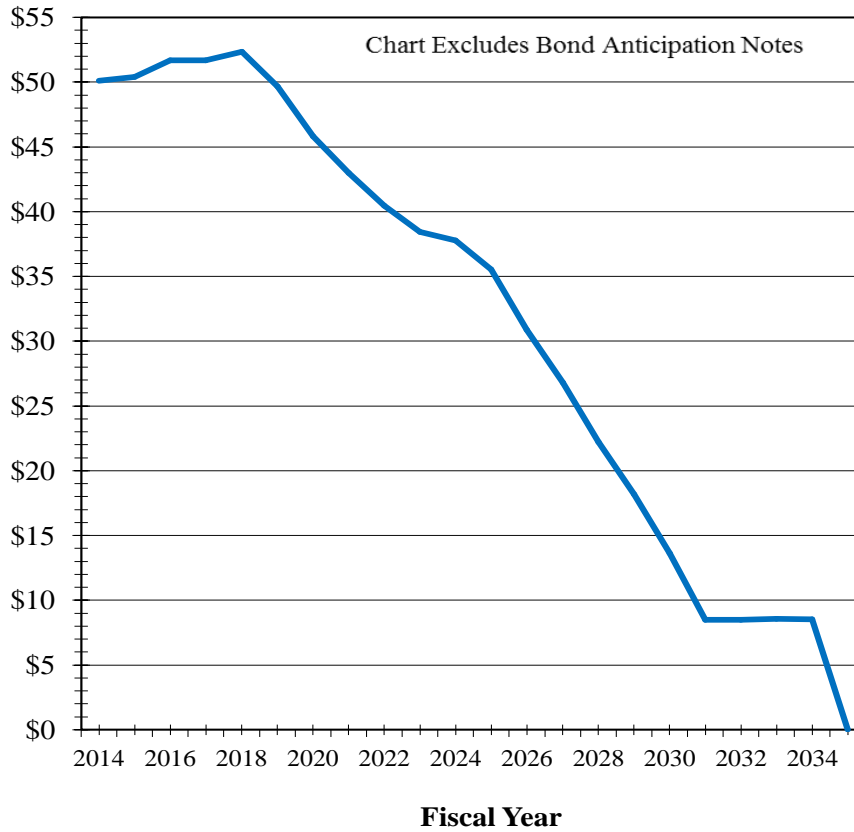
# Net Annual Principal and Interest Payments Excluding Self-Supporting Bonds and Bond Anticipation Notes (As of June 30, 2013)



*Williamson County, Tennessee*

**Net Annual Principal and Interest Payments  
Excluding Self-Supporting Bonds and  
Bond Anticipation Notes  
(As of June 30, 2013)**

\$Millions




---

*Williamson County, Tennessee*

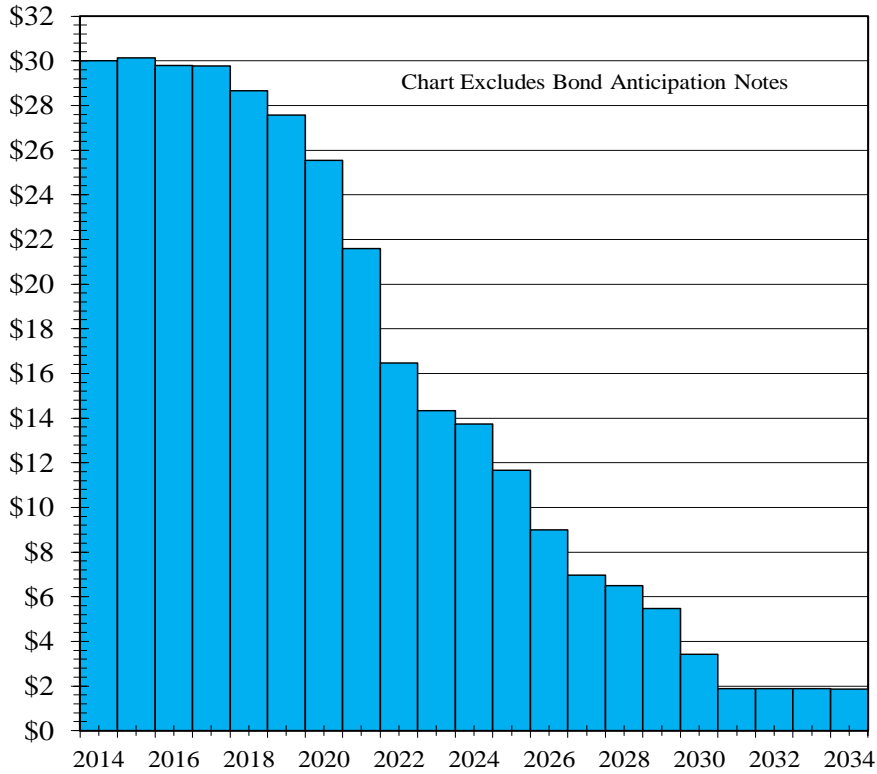
**WILLIAMSON COUNTY, TENNESSEE**  
**Total Debt Service Payable from the General Debt Service Fund**  
**(June 30, 2013)**

**Aggregate Debt Service**

<b>Date</b>	<b>Principal</b>	<b>Interest</b>	<b>Subsidy</b>	<b>Total P+I</b>
06/30/2013	-	-	-	-
06/30/2014	32,515,000.00	10,825,007.59	(676,194.74)	42,663,812.85
06/30/2015	20,885,000.00	9,912,766.28	(672,388.50)	30,125,377.78
06/30/2016	21,335,000.00	9,128,516.28	(667,794.74)	29,795,721.54
06/30/2017	22,195,000.00	8,224,403.78	(656,594.74)	29,762,809.04
06/30/2018	22,005,000.00	7,300,978.78	(644,213.48)	28,661,765.30
06/30/2019	21,870,000.00	6,329,366.28	(621,835.36)	27,577,530.92
06/30/2020	20,780,000.00	5,366,366.28	(593,870.36)	25,552,495.92
06/30/2021	17,720,000.00	4,427,591.28	(563,595.36)	21,583,995.92
06/30/2022	13,370,000.00	3,631,566.26	(531,797.86)	16,469,768.40
06/30/2023	11,805,000.00	3,022,025.00	(497,931.86)	14,329,093.14
06/30/2024	11,660,000.00	2,532,675.02	(461,899.36)	13,730,775.66
06/30/2025	10,005,000.00	2,070,450.00	(423,338.12)	11,652,111.88
06/30/2026	7,705,000.00	1,668,517.50	(382,363.62)	8,991,153.88
06/30/2027	5,990,000.00	1,319,530.00	(339,493.00)	6,970,037.00
06/30/2028	5,730,000.00	1,049,980.00	(292,978.00)	6,487,002.00
06/30/2029	4,930,000.00	785,905.00	(244,266.74)	5,471,638.26
06/30/2030	3,070,000.00	550,375.00	(192,631.24)	3,427,743.76
06/30/2031	1,630,000.00	395,025.00	(138,258.74)	1,886,766.26
06/30/2032	1,690,000.00	301,300.00	(105,455.00)	1,885,845.00
06/30/2033	1,750,000.00	204,125.00	(71,443.74)	1,882,681.26
06/30/2034	1,800,000.00	103,500.00	(36,225.00)	1,867,275.00
<b>Total</b>	<b>\$260,440,000.00</b>	<b>\$79,149,970.33</b>	<b>(8,814,569.56)</b>	<b>\$330,775,400.77</b>

**General Debt Service Fund**  
**Total Annual Principal and Interest Payments**  
**Includes High Schools, Public Works and Self-Supporting Bonds**  
**(As of June 30, 2013)**

\$Millions




---

*Williamson County, Tennessee*

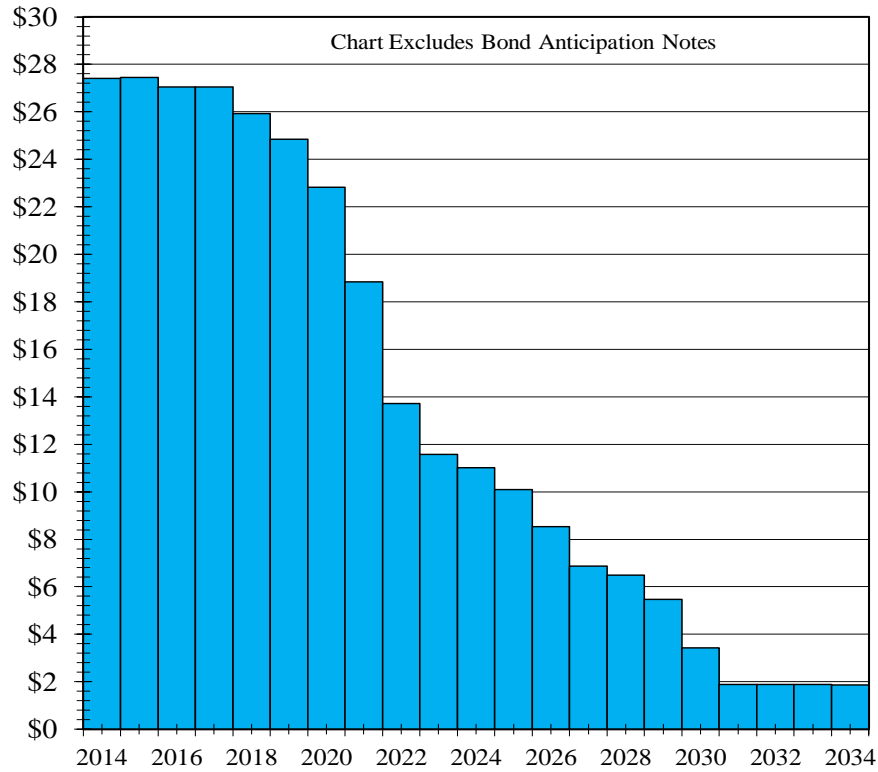
**WILLIAMSON COUNTY, TENNESSEE**  
**Net Debt Service Payable from the General Debt Service Fund**  
**Excludes Self-Supporting Bonds and County-City Partnerships**  
**(June 30, 2013)**

**Aggregate Debt Service**

<b>Date</b>	<b>Principal</b>	<b>Interest</b>	<b>Subsidy</b>	<b>Total P+I</b>
06/30/2013	-	-	-	-
06/30/2014	30,850,000.00	9,905,188.83	(676,194.74)	40,078,994.09
06/30/2015	19,055,000.00	9,057,472.52	(672,388.50)	27,440,084.02
06/30/2016	19,375,000.00	8,344,885.02	(667,794.74)	27,052,090.28
06/30/2017	20,190,000.00	7,510,747.52	(656,594.74)	27,044,152.78
06/30/2018	19,905,000.00	6,663,922.52	(644,213.48)	25,924,709.04
06/30/2019	19,695,000.00	5,776,310.02	(621,835.36)	24,849,474.66
06/30/2020	18,525,000.00	4,900,310.02	(593,870.36)	22,831,439.66
06/30/2021	15,380,000.00	4,033,885.02	(563,595.36)	18,850,289.66
06/30/2022	10,920,000.00	3,332,910.00	(531,797.86)	13,721,112.14
06/30/2023	9,240,000.00	2,824,275.00	(497,931.86)	11,566,343.14
06/30/2024	9,080,000.00	2,396,987.52	(461,899.36)	11,015,088.16
06/30/2025	8,510,000.00	2,000,300.00	(423,338.12)	10,086,961.88
06/30/2026	7,265,000.00	1,642,980.00	(382,363.62)	8,525,616.38
06/30/2027	5,890,000.00	1,315,280.00	(339,493.00)	6,865,787.00
06/30/2028	5,730,000.00	1,049,980.00	(292,978.00)	6,487,002.00
06/30/2029	4,930,000.00	785,905.00	(244,266.74)	5,471,638.26
06/30/2030	3,070,000.00	550,375.00	(192,631.24)	3,427,743.76
06/30/2031	1,630,000.00	395,025.00	(138,258.74)	1,886,766.26
06/30/2032	1,690,000.00	301,300.00	(105,455.00)	1,885,845.00
06/30/2033	1,750,000.00	204,125.00	(71,443.74)	1,882,681.26
06/30/2034	1,800,000.00	103,500.00	(36,225.00)	1,867,275.00
<b>Total</b>	<b>\$234,480,000.00</b>	<b>\$73,095,663.99</b>	<b>(8,814,569.56)</b>	<b>\$298,761,094.43</b>

**General Debt Service Fund**  
**Net Annual Principal and Interest Payments**  
**Includes High Schools and Public Works**  
**(As of June 30, 2013)**

\$Millions




---

*Williamson County, Tennessee*

**WILLIAMSON COUNTY, TENNESSEE**  
**Total Debt Service Payable from the Rural School Debt Service Fund**  
**Includes Elementary Schools and Middle Schools**  
**(June 30, 2013)**

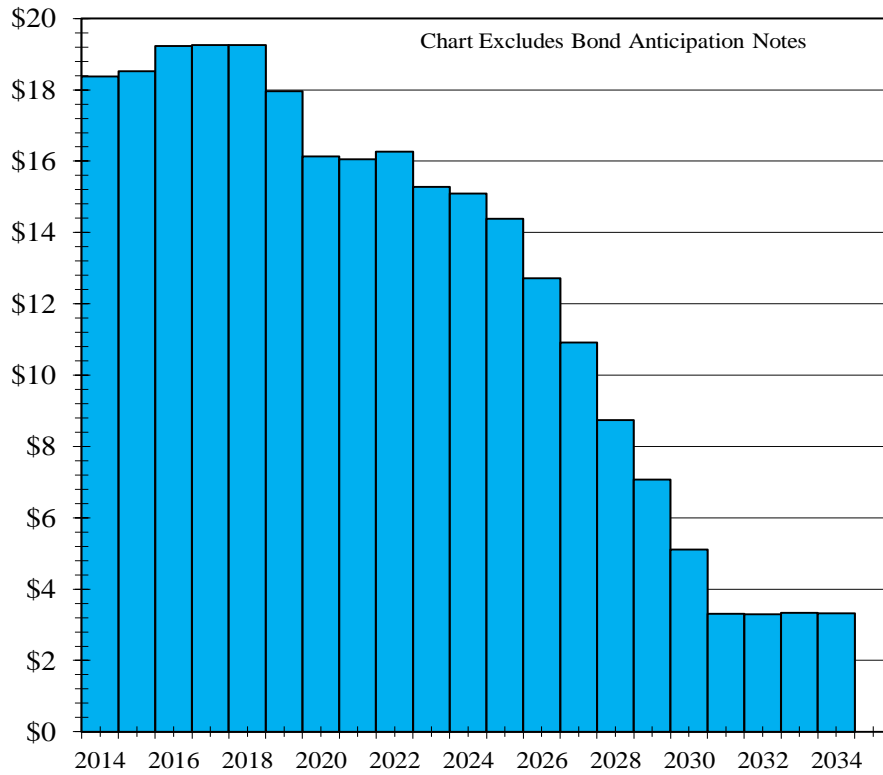
**Aggregate Debt Service**

<b>Date</b>	<b>Principal</b>	<b>Interest</b>	<b>Subsidy</b>	<b>Total P+I</b>
06/30/2013	-	-	-	-
06/30/2014	16,600,000.00	8,621,949.93	(952,239.74)	24,269,710.19
06/30/2015	11,290,000.00	8,179,972.50	(948,853.50)	18,521,119.00
06/30/2016	12,410,000.00	7,763,922.50	(944,653.50)	19,229,269.00
06/30/2017	12,910,000.00	7,279,610.00	(935,781.00)	19,253,829.00
06/30/2018	13,420,000.00	6,761,435.00	(925,814.74)	19,255,620.26
06/30/2019	12,660,000.00	6,212,160.00	(914,466.00)	17,957,694.00
06/30/2020	11,325,000.00	5,703,997.50	(898,427.24)	16,130,570.26
06/30/2021	11,715,000.00	5,209,422.50	(877,427.24)	16,046,995.26
06/30/2022	12,435,000.00	4,673,522.50	(836,975.98)	16,271,546.52
06/30/2023	11,965,000.00	4,103,547.50	(785,525.98)	15,283,021.52
06/30/2024	12,270,000.00	3,555,747.50	(732,273.48)	15,093,474.02
06/30/2025	12,040,000.00	3,022,222.50	(677,060.98)	14,385,161.52
06/30/2026	10,805,000.00	2,532,522.50	(618,505.98)	12,719,016.52
06/30/2027	9,430,000.00	2,035,950.00	(551,739.98)	10,914,210.02
06/30/2028	7,620,000.00	1,607,145.00	(481,283.24)	8,745,861.76
06/30/2029	6,230,000.00	1,244,845.00	(406,435.74)	7,068,409.26
06/30/2030	4,500,000.00	934,500.00	(327,075.00)	5,107,425.00
06/30/2031	2,850,000.00	695,750.00	(243,512.50)	3,302,237.50
06/30/2032	2,950,000.00	531,875.00	(186,156.24)	3,295,718.76
06/30/2033	3,100,000.00	362,250.00	(126,787.50)	3,335,462.50
06/30/2034	3,200,000.00	184,000.00	(64,400.00)	3,319,600.00
<b>Total</b>	<b>\$201,725,000.00</b>	<b>\$81,216,347.43</b>	<b>(13,435,395.56)</b>	<b>\$269,505,951.87</b>



**Rural School Debt Service Fund**  
(Includes Elementary and Middle Schools)  
Annual Principal and Interest Payments  
(As of June 30, 2013)

\$Millions



---

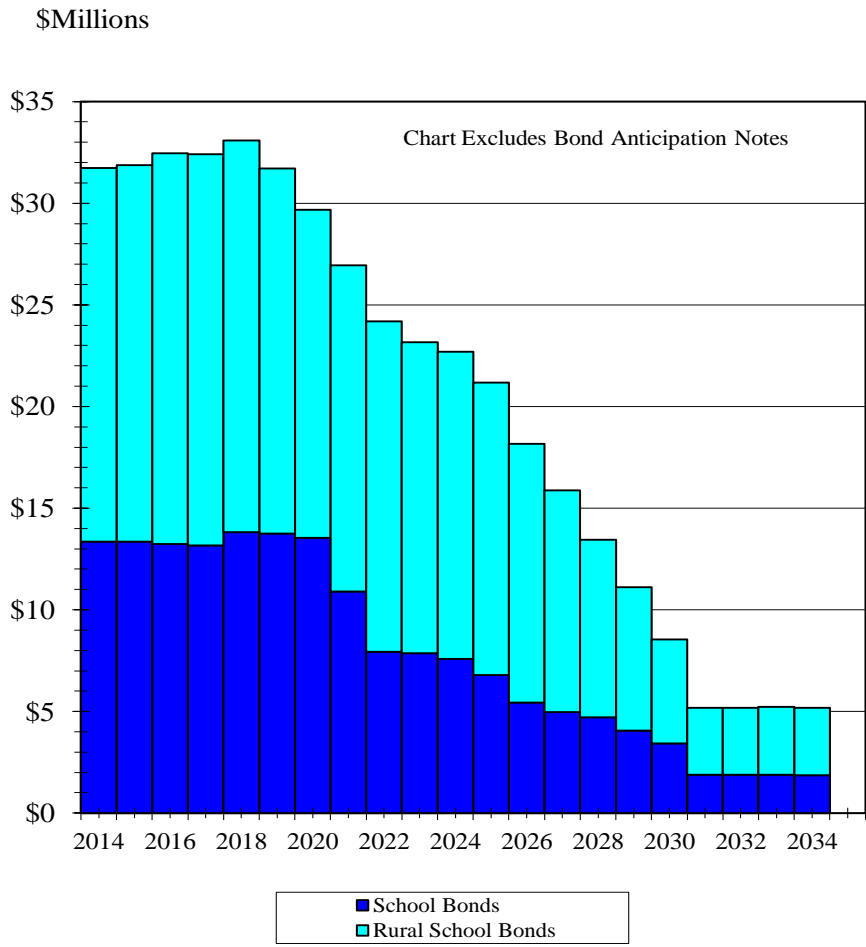
*Williamson County, Tennessee*

**WILLIAMSON COUNTY, TENNESSEE**  
**Total Education Debt Service as of June 30, 2013**  
(Includes Both General and Rural School Bonds and Notes)

**Aggregate Debt Service**

<b>Date</b>	<b>Principal</b>	<b>Interest</b>	<b>Subsidy</b>	<b>Total P+I</b>
06/30/2013	-	-	-	-
06/30/2014	33,575,000.00	14,310,035.82	(1,628,434.48)	46,256,601.34
06/30/2015	20,045,000.00	13,440,660.01	(1,621,242.00)	31,864,418.01
06/30/2016	21,370,000.00	12,703,241.26	(1,612,448.24)	32,460,793.02
06/30/2017	22,175,000.00	11,839,716.26	(1,592,375.74)	32,422,340.52
06/30/2018	23,715,000.00	10,936,991.26	(1,570,028.22)	33,081,963.04
06/30/2019	23,315,000.00	9,931,003.76	(1,536,301.36)	31,709,702.40
06/30/2020	22,215,000.00	8,951,953.76	(1,492,297.60)	29,674,656.16
06/30/2021	20,440,000.00	7,957,053.76	(1,441,022.60)	26,956,031.16
06/30/2022	18,530,000.00	7,036,410.00	(1,368,773.84)	24,197,636.16
06/30/2023	18,245,000.00	6,193,262.50	(1,283,457.84)	23,154,804.66
06/30/2024	18,521,000.00	5,360,093.76	(1,194,172.84)	22,686,920.92
06/30/2025	17,705,000.00	4,563,382.50	(1,100,399.10)	21,167,983.40
06/30/2026	15,315,000.00	3,848,425.00	(1,000,869.60)	18,162,555.40
06/30/2027	13,630,000.00	3,148,090.00	(891,232.98)	15,886,857.02
06/30/2028	11,700,000.00	2,525,460.00	(774,261.24)	13,451,198.76
06/30/2029	9,800,000.00	1,970,910.00	(650,702.48)	11,120,207.52
06/30/2030	7,570,000.00	1,484,875.00	(519,706.24)	8,535,168.76
06/30/2031	4,480,000.00	1,090,775.00	(381,771.24)	5,189,003.76
06/30/2032	4,640,000.00	833,175.00	(291,611.24)	5,181,563.76
06/30/2033	4,850,000.00	566,375.00	(198,231.24)	5,218,143.76
06/30/2034	5,000,000.00	287,500.00	(100,625.00)	5,186,875.00
<b>Total</b>	<b>\$336,836,000.00</b>	<b>\$128,979,389.65</b>	<b>(22,249,965.12)</b>	<b>\$443,565,424.53</b>

## Total Education Debt Service Annual Principal and Interest Payments (As of June 30, 2013)




---

*Williamson County, Tennessee*

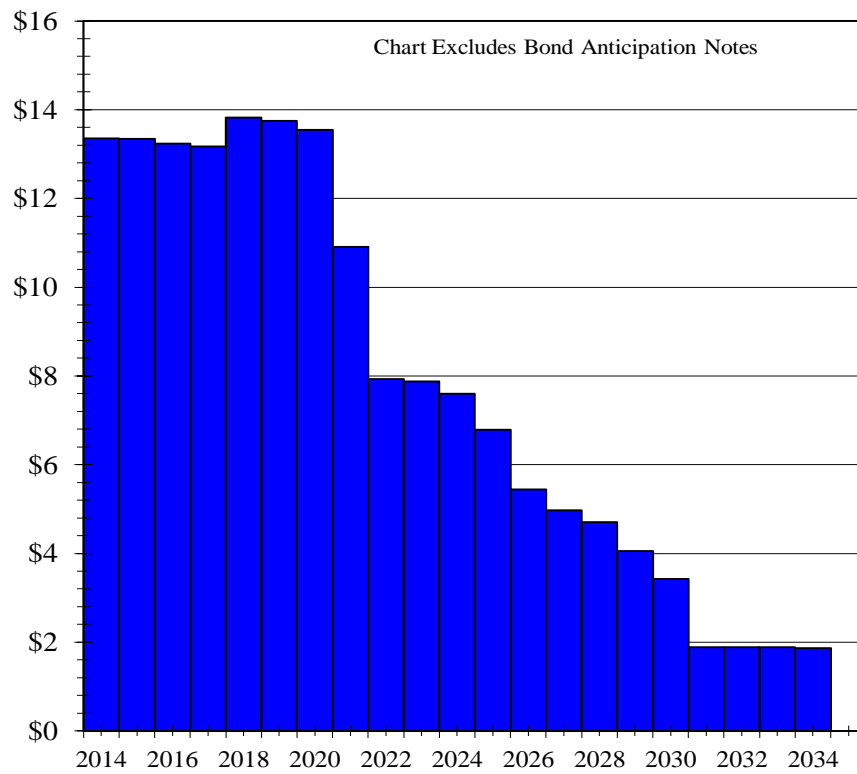
**WILLIAMSON COUNTY, TENNESSEE**  
**Total General School Bonds and Notes Debt Service as of June 30, 2013**  
**(High School Projects)**

**Aggregate Debt Service**

<b>Date</b>	<b>Principal</b>	<b>Interest</b>	<b>Subsidy</b>	<b>Total P+I</b>
06/30/2013	-	-	-	-
06/30/2014	16,975,000.00	5,688,085.89	(676,194.74)	21,986,891.15
06/30/2015	8,755,000.00	5,260,687.51	(672,388.50)	13,343,299.01
06/30/2016	8,960,000.00	4,939,318.76	(667,794.74)	13,231,524.02
06/30/2017	9,265,000.00	4,560,106.26	(656,594.74)	13,168,511.52
06/30/2018	10,295,000.00	4,175,556.26	(644,213.48)	13,826,342.78
06/30/2019	10,655,000.00	3,718,843.76	(621,835.36)	13,752,008.40
06/30/2020	10,890,000.00	3,247,956.26	(593,870.36)	13,544,085.90
06/30/2021	8,725,000.00	2,747,631.26	(563,595.36)	10,909,035.90
06/30/2022	6,095,000.00	2,362,887.50	(531,797.86)	7,926,089.64
06/30/2023	6,280,000.00	2,089,715.00	(497,931.86)	7,871,783.14
06/30/2024	6,251,000.00	1,804,346.26	(461,899.36)	7,593,446.90
06/30/2025	5,665,000.00	1,541,160.00	(423,338.12)	6,782,821.88
06/30/2026	4,510,000.00	1,315,902.50	(382,363.62)	5,443,538.88
06/30/2027	4,200,000.00	1,112,140.00	(339,493.00)	4,972,647.00
06/30/2028	4,080,000.00	918,315.00	(292,978.00)	4,705,337.00
06/30/2029	3,570,000.00	726,065.00	(244,266.74)	4,051,798.26
06/30/2030	3,070,000.00	550,375.00	(192,631.24)	3,427,743.76
06/30/2031	1,630,000.00	395,025.00	(138,258.74)	1,886,766.26
06/30/2032	1,690,000.00	301,300.00	(105,455.00)	1,885,845.00
06/30/2033	1,750,000.00	204,125.00	(71,443.74)	1,882,681.26
06/30/2034	1,800,000.00	103,500.00	(36,225.00)	1,867,275.00
<b>Total</b>	<b>\$135,111,000.00</b>	<b>\$47,763,042.22</b>	<b>(8,814,569.56)</b>	<b>\$174,059,472.66</b>

**Total General Education Debt Service  
(High Schools)  
Annual Principal and Interest Payments  
(As of June 30, 2013)**

\$Millions



---

*Williamson County, Tennessee*

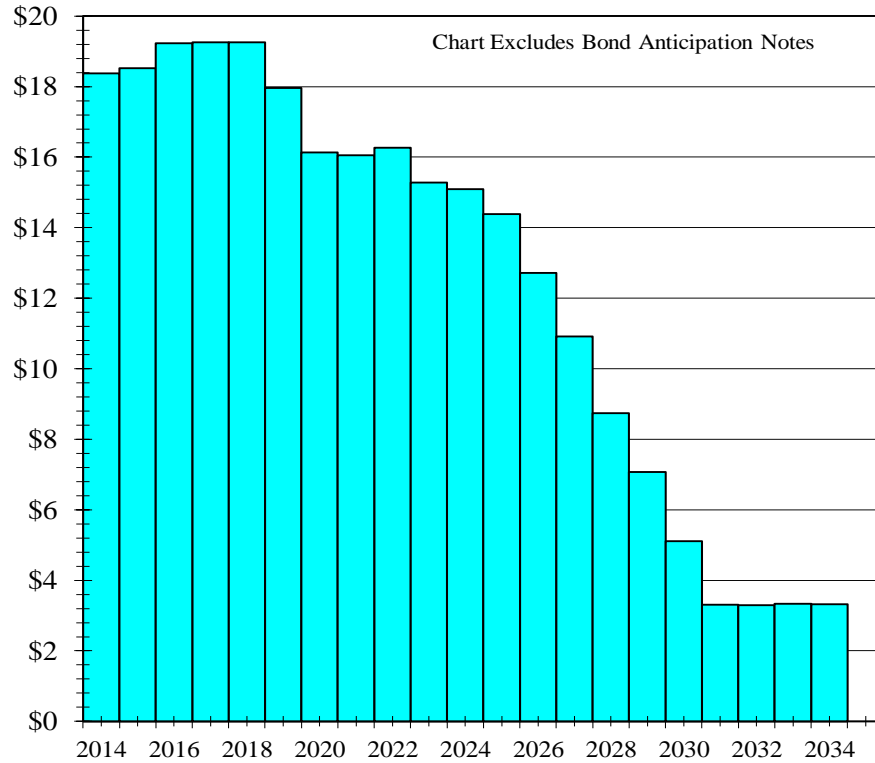
**WILLIAMSON COUNTY, TENNESSEE**  
**Total Rural School Bonds and Notes Debt Service as of June 30, 2013**  
**(Elementary and Middle School Projects)**

**Aggregate Debt Service**

<b>Date</b>	<b>Principal</b>	<b>Interest</b>	<b>Subsidy</b>	<b>Total P+I</b>
06/30/2013	-	-	-	-
06/30/2014	16,600,000.00	8,621,949.93	(952,239.74)	24,269,710.19
06/30/2015	11,290,000.00	8,179,972.50	(948,853.50)	18,521,119.00
06/30/2016	12,410,000.00	7,763,922.50	(944,653.50)	19,229,269.00
06/30/2017	12,910,000.00	7,279,610.00	(935,781.00)	19,253,829.00
06/30/2018	13,420,000.00	6,761,435.00	(925,814.74)	19,255,620.26
06/30/2019	12,660,000.00	6,212,160.00	(914,466.00)	17,957,694.00
06/30/2020	11,325,000.00	5,703,997.50	(898,427.24)	16,130,570.26
06/30/2021	11,715,000.00	5,209,422.50	(877,427.24)	16,046,995.26
06/30/2022	12,435,000.00	4,673,522.50	(836,975.98)	16,271,546.52
06/30/2023	11,965,000.00	4,103,547.50	(785,525.98)	15,283,021.52
06/30/2024	12,270,000.00	3,555,747.50	(732,273.48)	15,093,474.02
06/30/2025	12,040,000.00	3,022,222.50	(677,060.98)	14,385,161.52
06/30/2026	10,805,000.00	2,532,522.50	(618,505.98)	12,719,016.52
06/30/2027	9,430,000.00	2,035,950.00	(551,739.98)	10,914,210.02
06/30/2028	7,620,000.00	1,607,145.00	(481,283.24)	8,745,861.76
06/30/2029	6,230,000.00	1,244,845.00	(406,435.74)	7,068,409.26
06/30/2030	4,500,000.00	934,500.00	(327,075.00)	5,107,425.00
06/30/2031	2,850,000.00	695,750.00	(243,512.50)	3,302,237.50
06/30/2032	2,950,000.00	531,875.00	(186,156.24)	3,295,718.76
06/30/2033	3,100,000.00	362,250.00	(126,787.50)	3,335,462.50
06/30/2034	3,200,000.00	184,000.00	(64,400.00)	3,319,600.00
<b>Total</b>	<b>\$201,725,000.00</b>	<b>\$81,216,347.43</b>	<b>(13,435,395.56)</b>	<b>\$269,505,951.87</b>

**Total Rural School Education Debt Service**  
**(All Elementary and Middle Schools)**  
**Annual Principal and Interest Payments**  
**(As of June 30, 2013)**

\$Millions




---

*Williamson County, Tennessee*

---

**WILLIAMSON COUNTY, TENNESSEE**  
Total Public Works Debt Service as of June 30, 2013

---

---

**Aggregate Debt Service**

---

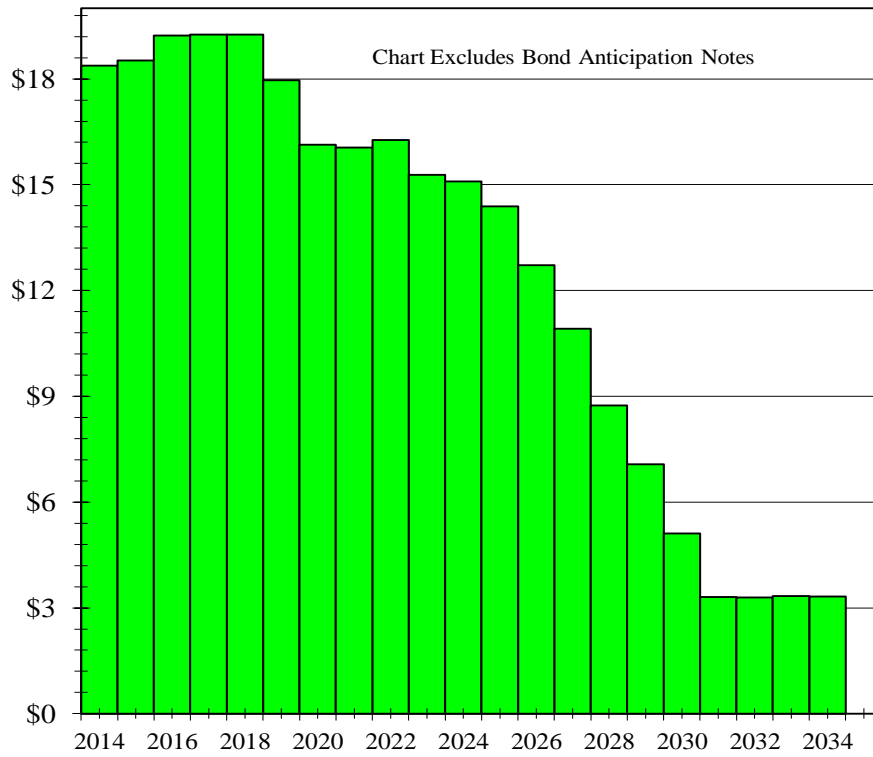
<b>Date</b>	<b>Principal</b>	<b>Interest</b>	<b>Total P+I</b>
06/30/2013	-	-	-
06/30/2014	13,875,000.00	4,217,102.94	18,092,102.94
06/30/2015	10,300,000.00	3,796,785.01	14,096,785.01
06/30/2016	10,415,000.00	3,405,566.26	13,820,566.26
06/30/2017	10,925,000.00	2,950,641.26	13,875,641.26
06/30/2018	9,610,000.00	2,488,366.26	12,098,366.26
06/30/2019	9,040,000.00	2,057,466.26	11,097,466.26
06/30/2020	7,635,000.00	1,652,353.76	9,287,353.76
06/30/2021	6,655,000.00	1,286,253.76	7,941,253.76
06/30/2022	4,825,000.00	970,022.50	5,795,022.50
06/30/2023	2,960,000.00	734,560.00	3,694,560.00
06/30/2024	2,829,000.00	592,641.26	3,421,641.26
06/30/2025	2,845,000.00	459,140.00	3,304,140.00
06/30/2026	2,755,000.00	327,077.50	3,082,077.50
06/30/2027	1,690,000.00	203,140.00	1,893,140.00
06/30/2028	1,650,000.00	131,665.00	1,781,665.00
06/30/2029	1,360,000.00	59,840.00	1,419,840.00
<b>Total</b>	<b>\$99,369,000.00</b>	<b>\$25,332,621.77</b>	<b>\$124,701,621.77</b>

---



**Total Public Works Debt Service**  
**Annual Principal and Interest Payments**  
**(As of June 30, 2013)**

\$Millions



---

*Williamson County, Tennessee*

---

**WILLIAMSON COUNTY, TENNESSEE**  
Other Self-Supporting Medical Center Debt Service as of June 30, 2013

---

---

**Aggregate Debt Service**

---

<b>Date</b>	<b>Principal</b>	<b>Interest</b>	<b>Total P+I</b>
06/30/2013	-	-	-
06/30/2014	1,400,000.00	718,787.50	2,118,787.50
06/30/2015	1,550,000.00	665,412.50	2,215,412.50
06/30/2016	1,665,000.00	604,900.00	2,269,900.00
06/30/2017	1,695,000.00	547,450.00	2,242,450.00
06/30/2018	1,785,000.00	479,650.00	2,264,650.00
06/30/2019	1,845,000.00	408,250.00	2,253,250.00
06/30/2020	1,915,000.00	334,450.00	2,249,450.00
06/30/2021	1,990,000.00	277,000.00	2,267,000.00
06/30/2022	2,085,000.00	197,400.00	2,282,400.00
06/30/2023	2,180,000.00	114,000.00	2,294,000.00
06/30/2024	2,180,000.00	70,400.00	2,250,400.00
06/30/2025	1,070,000.00	24,075.00	1,094,075.00
<b>Total</b>	<b>\$21,360,000.00</b>	<b>\$4,441,775.00</b>	<b>\$25,801,775.00</b>

---

---

**WILLIAMSON COUNTY, TENNESSEE**  
Other Self-Supporting City-County Partnership Debt Service as of June 30, 2013

---

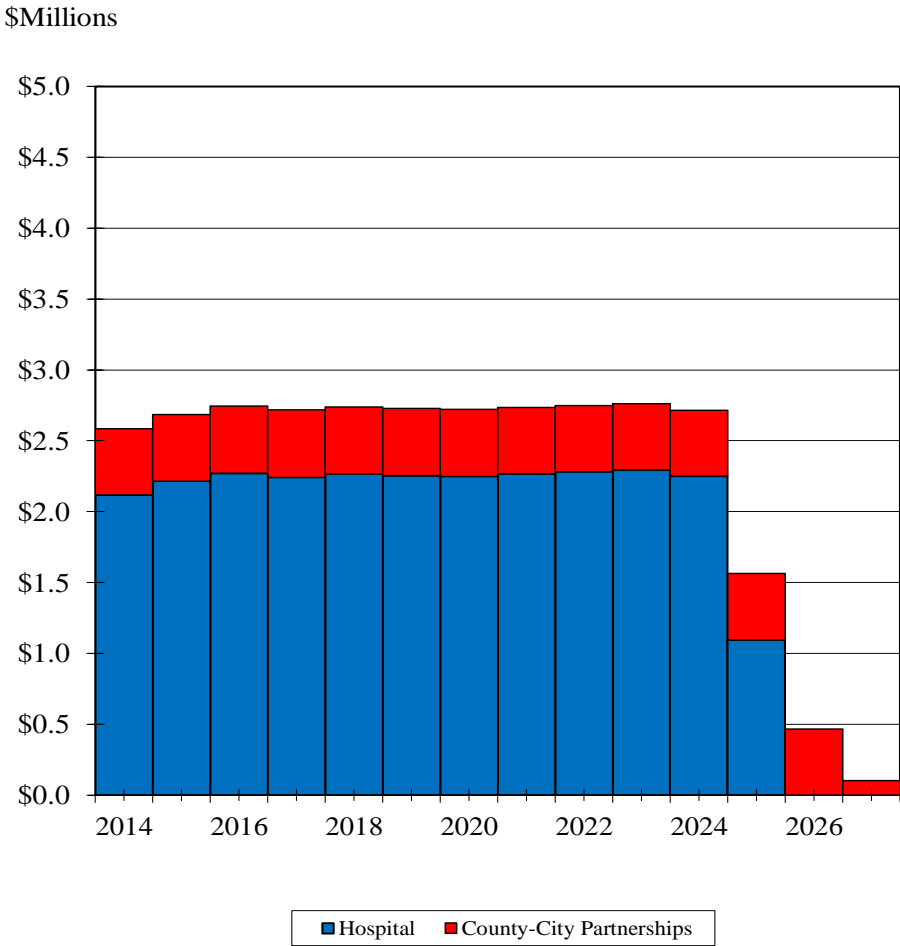
---

**Aggregate Debt Service**

---

<b>Date</b>	<b>Principal</b>	<b>Interest</b>	<b>Total P+I</b>
06/30/2013	-	-	-
06/30/2014	265,000.00	201,031.26	466,031.26
06/30/2015	280,000.00	189,881.26	469,881.26
06/30/2016	295,000.00	178,731.26	473,731.26
06/30/2017	310,000.00	166,206.26	476,206.26
06/30/2018	315,000.00	157,406.26	472,406.26
06/30/2019	330,000.00	144,806.26	474,806.26
06/30/2020	340,000.00	131,606.26	471,606.26
06/30/2021	350,000.00	116,706.26	466,706.26
06/30/2022	365,000.00	101,256.26	466,256.26
06/30/2023	385,000.00	83,750.00	468,750.00
06/30/2024	400,000.00	65,287.50	465,287.50
06/30/2025	425,000.00	46,075.00	471,075.00
06/30/2026	440,000.00	25,537.50	465,537.50
06/30/2027	100,000.00	4,250.00	104,250.00
<b>Total</b>	<b>\$4,600,000.00</b>	<b>\$1,612,531.34</b>	<b>\$6,212,531.34</b>

**Other Self-Supporting Debt Including Medical Center  
Annual Principal and Interest Payments  
(As of June 30, 2013)**



*Williamson County, Tennessee*