

	TOTAL VOTES	%	ELECTION DAY	EARLY VOTING	ABSENTEE	PROVISIONAL
PRECINCTS COUNTED (OF 43)	43	100.00				
REGISTERED VOTERS - TOTAL	146,977					
BALLOTS CAST - TOTAL	14,847		7,713	7,001	133	0
BALLOTS CAST - REPUBLICAN	13,257	89.29	6,844	6,302	111	0
BALLOTS CAST - DEMOCRATIC	1,590	10.71	869	699	22	0
VOTER TURNOUT - TOTAL		10.10				

	TOTAL VOTES	%	ELECTION DAY	EARLY VOTING	ABSENTEE	PROVISIONAL
CO MAYOR						
VOTE FOR 1						
ROGERS C ANDERSON.	9,867	78.49	4,989	4,798	80	0
KENNETH EATON	2,672	21.26	1,444	1,204	24	0
WRITE-IN.	32	.25	22	10	0	0
COMMISSION DISTRICT 1						
VOTE FOR 2						
DWIGHT "BUBBA" JONES.	540	47.75	289	245	6	0
RICKY D. JONES.	581	51.37	328	247	6	0
WRITE-IN.	10	.88	8	2	0	0
COMMISSION DISTRICT 2						
VOTE FOR 2						
JUDY LYNCH HERBERT	946	49.32	505	436	5	0
BETSY HESTER	945	49.27	497	442	6	0
WRITE-IN.	27	1.41	16	11	0	0
COMMISSION DISTRICT 3						
VOTE FOR 2						
KEITH HUDSON	387	32.38	199	188	0	0
JENNIFER MOORE MASON.	459	38.41	206	252	1	0
DAVID PAIR	347	29.04	191	155	1	0
WRITE-IN.	2	.17	0	2	0	0
COMMISSION DISTRICT 4						
VOTE FOR 2						
GREGG LAWRENCE.	611	50.37	370	230	11	0
CHAD STORY	581	47.90	362	211	8	0
WRITE-IN.	21	1.73	16	5	0	0
COMMISSION DISTRICT 5						
VOTE FOR 2						
TOMMY LITTLE	523	38.60	242	280	1	0
BETH LOTHERS	562	41.48	277	283	2	0
ROBERT VERELL	261	19.26	130	131	0	0
WRITE-IN.	9	.66	5	3	1	0
COMMISSION DISTRICT 6						
VOTE FOR 2						
DON BARNETT.	404	26.93	144	259	1	0
ERIN NATIONS	440	29.33	199	240	1	0
PAUL L. WEBB	652	43.47	252	396	4	0
WRITE-IN.	4	.27	1	3	0	0

TOTAL VOTES % ELECTION DAY EARLY VOTING ABSENTEE PROVISIONAL

COMMISSION DISTRICT 7

VOTE FOR 2

BERT CHALFANT	668	26.86	316	347	5	0
HUGH DUPREE	176	7.08	70	104	2	0
JENNIFER LUTERAN	630	25.33	312	312	6	0
CHRISTOPHER RICHARDS	366	14.72	182	182	2	0
TOM TUNNICLIFFE	633	25.45	315	315	3	0
WRITE-IN.	14	.56	4	10	0	0

COMMISSION DISTRICT 8

VOTE FOR 2

MELISSA MILES	351	21.43	184	160	7	0
JERRY W. RAINEY	557	34.00	317	230	10	0
BARB STURGEON	726	44.32	442	274	10	0
WRITE-IN.	4	.24	4	0	0	0

COMMISSION DISTRICT 9

VOTE FOR 2

TODD KAESTNER	1,009	24.39	567	439	3	0
CHAS MORTON	1,156	27.94	689	461	6	0
ROBERT S. PETERMAN	791	19.12	435	354	2	0
MATT WILLIAMS	1,175	28.40	670	500	5	0
WRITE-IN.	6	.15	3	3	0	0

COMMISSION DISTRICT 10

VOTE FOR 2

ROBBIE BEAL	640	39.75	341	291	8	0
DAVID LANDRUM	630	39.13	347	271	12	0
MARCUS McBRIDE	335	20.81	192	140	3	0
WRITE-IN.	5	.31	1	4	0	0

COMMISSION DISTRICT 11

VOTE FOR 2

SEAN R. AIELLO	492	30.20	229	259	4	0
BRIAN BEATHARD	664	40.76	255	401	8	0
BRANDON D. RYAN	468	28.73	202	259	7	0
WRITE-IN.	5	.31	2	3	0	0

COMMISSION DISTRICT 12

VOTE FOR 2

DANA AUSBROOKS	645	31.56	308	330	7	0
KAHN GARRETT	268	13.11	139	127	2	0
STEVE SMITH	639	31.26	328	305	6	0
NED WILLIAMS	487	23.83	284	195	8	0
WRITE-IN.	5	.24	2	3	0	0

TRUSTEE

VOTE FOR 1

KAREN PARIS	11,256	99.51	5,768	5,396	92	0
WRITE-IN.	55	.49	35	19	1	0

	TOTAL VOTES	%	ELECTION DAY	EARLY VOTING	ABSENTEE	PROVISIONAL
SHERIFF						
VOTE FOR 1						
JEFF LONG	11,844	99.58	6,057	5,688	99	0
WRITE-IN.	50	.42	33	15	2	0
CIRCUIT COURT CLK						
VOTE FOR 1						
DEBBIE McMILLAN BARRETT.	11,320	99.75	5,795	5,428	97	0
WRITE-IN.	28	.25	16	10	2	0
JUVENILE COURT CLK						
VOTE FOR 1						
BRENDA F. HYDEN	7,455	67.69	3,711	3,681	63	0
BOBBY PLUMMER	3,545	32.19	1,917	1,603	25	0
WRITE-IN.	14	.13	8	6	0	0
COUNTY CLERK						
VOTE FOR 1						
ELAINE H. ANDERSON	9,714	77.42	4,885	4,741	88	0
ANDY L JOHNSON.	2,824	22.51	1,547	1,260	17	0
WRITE-IN.	9	.07	6	3	0	0
REGISTER						
VOTE FOR 1						
SHERRY ANDERSON	7,340	57.95	3,681	3,596	63	0
JULIE HANNAH	5,314	41.96	2,826	2,451	37	0
WRITE-IN.	11	.09	6	5	0	0

	TOTAL VOTES	%	ELECTION DAY	EARLY VOTING	ABSENTEE	PROVISIONAL
CO MAYOR						
VOTE FOR 1						
NO CANDIDATE FILED	0		0	0	0	0
WRITE-IN.	129	100.00	78	48	3	0
COMMISSION DISTRICT 1						
VOTE FOR 2						
KREIS WHITE.	97	96.04	54	42	1	0
WRITE-IN.	4	3.96	4	0	0	0
COMMISSION DISTRICT 2						
VOTE FOR 2						
LORI CLEMONS	98	98.99	64	34	0	0
WRITE-IN.	1	1.01	1	0	0	0
COMMISSION DISTRICT 3						
VOTE FOR 2						
NO CANDIDATE FILED	0		0	0	0	0
WRITE-IN.	11	100.00	6	5	0	0
COMMISSION DISTRICT 4						
VOTE FOR 2						
ANNE MCGRAW.	129	92.81	65	61	3	0
WRITE-IN.	10	7.19	6	4	0	0
COMMISSION DISTRICT 5						
VOTE FOR 2						
CRAIG ZIMBERG	160	94.12	87	72	1	0
WRITE-IN.	10	5.88	4	6	0	0
COMMISSION DISTRICT 6						
VOTE FOR 2						
BRIGID DAY	187	56.84	88	96	3	0
GINNY KVOCHAK	137	41.64	62	72	3	0
WRITE-IN.	5	1.52	3	2	0	0
COMMISSION DISTRICT 7						
VOTE FOR 2						
SARA BOWMAN MELAMED	175	57.00	86	86	3	0
JATIN A. SHAH	128	41.69	57	67	4	0
WRITE-IN.	4	1.30	2	2	0	0
COMMISSION DISTRICT 8						
VOTE FOR 2						
KENNETH TOWNSEND	130	97.01	85	42	3	0
WRITE-IN.	4	2.99	2	2	0	0

TOTAL VOTES % ELECTION DAY EARLY VOTING ABSENTEE PROVISIONAL

COMMISSION DISTRICT 9

VOTE FOR 2

NO CANDIDATE FILED 0 0 0 0 0
 WRITE-IN. 24 100.00 12 12 0 0

COMMISSION DISTRICT 10

VOTE FOR 2

MICHAEL I. MIGA 147 96.08 102 43 2 0
 WRITE-IN. 6 3.92 4 2 0 0

COMMISSION DISTRICT 11

VOTE FOR 2

LESLEY COUCH 114 50.22 65 46 3 0
 KAREN KENDALL-FITE 111 48.90 63 45 3 0
 WRITE-IN. 2 .88 2 0 0 0

COMMISSION DISTRICT 12

VOTE FOR 2

NO CANDIDATE FILED 0 0 0 0 0
 WRITE-IN. 16 100.00 13 3 0 0

TRUSTEE

VOTE FOR 1

NO CANDIDATE FILED 0 0 0 0 0
 WRITE-IN. 80 100.00 48 32 0 0

SHERIFF

VOTE FOR 1

NO CANDIDATE FILED 0 0 0 0 0
 WRITE-IN. 77 100.00 44 33 0 0

CIRCUIT COURT CLK

VOTE FOR 1

NO CANDIDATE FILED 0 0 0 0 0
 WRITE-IN. 56 100.00 38 18 0 0

JUVENILE COURT CLK

VOTE FOR 1

NO CANDIDATE FILED 0 0 0 0 0
 WRITE-IN. 70 100.00 43 26 1 0

COUNTY CLERK

VOTE FOR 1

NO CANDIDATE FILED 0 0 0 0 0
 WRITE-IN. 75 100.00 46 28 1 0

	TOTAL VOTES	%	ELECTION DAY	EARLY VOTING	ABSENTEE	PROVISIONAL
--	-------------	---	--------------	--------------	----------	-------------

REGISTER

VOTE FOR 1

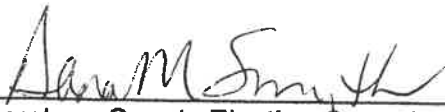
NO CANDIDATE FILED	0		0	0	0	0
WRITE-IN.	95	100.00	56	39	0	0


CERTIFICATION OF ELECTION RESULTS


We, the undersigned members of the Williamson County Election Commission, do hereby certify that we held a **Williamson County Republican Primary Election** on **Tuesday, May 1, 2018**, in all of the voting precincts in our county, according to law, for the purpose of electing political party nominees for County Mayor, County Commission (Districts 1, 2, 3, 4, 5, 6, 7, 8, 9, 10, 11, &12), County Trustee, Sheriff, Circuit Court Clerk, Juvenile Court Clerk, County Clerk, Register of Deeds, shown hereinafter, and that we have canvassed the returns of said election as required by law, and we do hereby certify that the following 19 pages of tabulation are a true, correct, and complete accounting of the results by precinct and county of said election as established by the canvassing of the returns, this fourteenth day (14th) day of May 2018.


MUST HAVE AT LEAST THREE (3) COMMISSIONERS SIGN:


Chairman, County Election Commission


Secretary, County Election Commission


Member, County Election Commission


Member, County Election Commission


Member, County Election Commission

State of Tennessee - Williamson County
May 1, 2018
Republican Primary
County Mayor

1 Rogers C Anderson	9,867
2 Kenneth Eaton	2,672
Total Votes	12,539

County Commission District 1

1 Dwight "Bubba" Jones	540
2 Ricky D. Jones	581
Total Votes	1,121

County Commission District 2

1 Judy Lynch Herbert	946
2 Betsy Hester	945
Total Votes	1,891

County Commission District 3

1 Keith Hudson	387
2 Jennifer Moore Mason	459
3 David Pair	347
Total Votes	1,193

County Commission District 4

1 Gregg Lawrence	611
2 Chad Story	581
Total Votes	1,192

County Commission District 5

1 Tommy Little	523
2 Beth Lothers	562
3 Robert Verell	261
Total Votes	1,346

State of Tennessee - Williamson County

May 1, 2018

Republican Primary

County Commission District 6

1 Don Barnett	404
2 Erin Nations	440
3 Paul L. Webb	652
Total Votes	1,496

County Commission District 7

1 Bert Chalfant	668
2 Hugh Dupree	176
3 Jennifer Luteran	630
4 Christopher Richards	366
5 Tom Tunnicliffe	633
Total Votes	2,473

County Commission District 8

1 Melissa Miles	351
2 Jerry W. Rainey	557
3 Barb Sturgeon	726
Total Votes	1,634

County Commission District 9

1 Todd Kaestner	1,009
2 Chas Morton	1,156
3 Robert S. Peterman	791
4 Matt Williams	1,175
Total Votes	4,131

County Commission District 10

1 Robbie Beal	640
2 David Landrum	630
3 Marcus McBride	335
Total Votes	1,605

State of Tennessee - Williamson County

May 1, 2018

Republican Primary

County Commission District 11

1 Sean R. Aiello	492
2 Brian Beathard	664
3 Brandon D. Ryan	468
Total Votes	1,624

County Commission District 12

1 Dana Ausbrooks	645
2 Kahn Garrett	268
3 Steve Smith	639
4 Ned Williams	487
Total Votes	2,039

County Trustee

1 Karen Paris	11,256
Total Votes	11,256

Sheriff

1 Jeff Long	11,844
Total Votes	11,844

Circuit Court Clerk

1 Debbie McMillan Barrett	11,320
Total Votes	11,320

Juvenile Court Clerk

1 Brenda F. Hyden	7,455
2 Bobby Plummer	3,545
Total Votes	11,000

State of Tennessee - Williamson County
May 1, 2018
Republican Primary
County Clerk

1 Elaine H. Anderson	9,714
2 Andy L Johnson	2,824
Total Votes	12,538

Register of Deeds

1 Sherry Anderson	7,340
2 Julie Hannah	5,314
Total Votes	12,654

State of Tennessee - Williamson County

May 1, 2018

Republican Primary

County Mayor

1. Rogers C Anderson
2. Kenneth Eaton

Precincts:	1	2
1-1	160	31
1-2	107	38
1-3	128	45
1-4	88	15
1-5	52	27
2-1	236	43
2-2	171	53
2-3	292	76
2-4	82	36
2-5	145	33
3-1	226	86
3-2	145	68
3-3	116	40
4-1	143	46
4-2	238	68
4-3	202	62
5-1	110	40
5-2	219	56
5-3	172	48
5-4	104	30
6-1	423	118
6-2	121	51
6-3	116	41
7-1	500	161
7-2	202	61
7-3	282	85
8-1	274	71
8-2	301	63
8-3	216	81
9-1	385	45
9-2	309	99
9-3	712	183
9-4	258	58
9-5	97	25
10-1	349	103
10-2	169	39
10-3	224	63
11-1	323	46
11-2	271	43
11-3	303	61
12-1	185	53
12-2	452	111
12-3	259	70

State of Tennessee - Williamson County

May 1, 2018

Republican Primary

County Mayor

1. Rogers C Anderson
2. Kenneth Eaton

Precincts:	1	2
Totals:	9,867	2,672

State of Tennessee - Williamson County

May 1, 2018

Republican Primary

County Commission District 1

1. Dwight "Bubba" Jones
2. Ricky D. Jones

Precincts:	1	2
1-1	150	167
1-2	111	128
1-3	138	146
1-4	83	77
1-5	58	63
Totals:	540	581

County Commission District 2

1. Judy Lynch Herbert
2. Betsy Hester

Precincts:	1	2
2-1	251	218
2-2	184	172
2-3	263	331
2-4	104	81
2-5	144	143
Totals:	946	945

County Commission District 3

1. Keith Hudson
2. Jennifer Moore Mason
3. David Pair

Precincts:	1	2	3
3-1	183	214	149
3-2	109	149	109
3-3	95	96	89
Totals:	387	459	347

State of Tennessee - Williamson County

May 1, 2018

Republican Primary

County Commission District 4

1. Gregg Lawrence
2. Chad Story

Precincts:	1	2
4-1	159	147
4-2	237	214
4-3	215	220
Totals:	611	581

County Commission District 5

1. Tommy Little
2. Beth Lothers
3. Robert Verell

Precincts:	1	2	3
5-1	104	102	55
5-2	167	232	90
5-3	163	128	73
5-4	89	100	43
Totals:	523	562	261

County Commission District 6

1. Don Barnett
2. Erin Nations
3. Paul L. Webb

Precincts:	1	2	3
6-1	275	259	407
6-2	78	95	118
6-3	51	86	127
Totals:	404	440	652

State of Tennessee - Williamson County

May 1, 2018

Republican Primary

County Commission District 7

1. Bert Chalfant
2. Hugh Dupree
3. Jennifer Luteran
4. Christopher Richards
5. Tom Tunncliffe

Precincts:	1	2	3	4	5
7-1	353	77	311	167	369
7-2	135	46	135	94	97
7-3	180	53	184	105	167
Totals:	668	176	630	366	633

County Commission District 8

1. Melissa Miles
2. Jerry W. Rainey
3. Barb Sturgeon

Precincts:	1	2	3
8-1	109	226	242
8-2	148	182	245
8-3	94	149	239
Totals:	351	557	726

County Commission District 9

1. Todd Kaestner
2. Chas Morton
3. Robert S. Peterman
4. Matt Williams

Precincts:	1	2	3	4
9-1	190	217	115	308
9-2	261	115	274	190
9-3	362	594	288	442
9-4	149	161	76	166
9-5	47	69	38	69
Totals:	1,009	1,156	791	1,175

State of Tennessee - Williamson County

May 1, 2018

Republican Primary

County Commission District 10

1. Robbie Beal
2. David Landrum
3. Marcus McBride

Precincts:	1	2	3
10-1	299	288	160
10-2	139	146	78
10-3	202	196	97
Totals:	640	630	335

County Commission District 11

1. Sean R. Aiello
2. Brian Beathard
3. Brandon D. Ryan

Precincts:	1	2	3
11-1	171	247	154
11-2	125	226	135
11-3	196	191	179
Totals:	492	664	468

County Commission District 12

1. Dana Ausbrooks
2. Kahn Garrett
3. Steve Smith
4. Ned Williams

Precincts:	1	2	3	4
12-1	119	49	123	129
12-2	344	115	329	226
12-3	182	104	187	132
Totals:	645	268	639	487

State of Tennessee - Williamson County

May 1, 2018

Republican Primary

County Trustee

1. Karen Paris

Precincts:	1
1-1	171
1-2	130
1-3	155
1-4	95
1-5	78
2-1	265
2-2	211
2-3	331
2-4	108
2-5	162
3-1	292
3-2	204
3-3	153
4-1	165
4-2	273
4-3	244
5-1	139
5-2	242
5-3	201
5-4	126
6-1	474
6-2	164
6-3	146
7-1	583
7-2	234
7-3	324
8-1	301
8-2	328
8-3	268
9-1	373
9-2	366
9-3	797
9-4	280
9-5	108
10-1	398
10-2	182
10-3	254
11-1	337
11-2	274
11-3	321
12-1	208
12-2	489
12-3	302
Totals:	11,256

State of Tennessee - Williamson County

May 1, 2018

Republican Primary

Sheriff

1. Jeff Long

Precincts:	1
1-1	183
1-2	137
1-3	163
1-4	106
1-5	77
2-1	274
2-2	228
2-3	350
2-4	113
2-5	177
3-1	303
3-2	207
3-3	154
4-1	180
4-2	296
4-3	257
5-1	138
5-2	258
5-3	203
5-4	133
6-1	509
6-2	172
6-3	150
7-1	617
7-2	248
7-3	338
8-1	319
8-2	348
8-3	283
9-1	393
9-2	381
9-3	819
9-4	304
9-5	119
10-1	412
10-2	189
10-3	266
11-1	345
11-2	292
11-3	341
12-1	226
12-2	517
12-3	319
Totals:	11,844

State of Tennessee - Williamson County

May 1, 2018

Republican Primary

Circuit Court Clerk

1. Debbie McMillan Barrett

Precincts:	1
1-1	172
1-2	128
1-3	153
1-4	99
1-5	74
2-1	262
2-2	211
2-3	324
2-4	106
2-5	163
3-1	291
3-2	204
3-3	144
4-1	166
4-2	267
4-3	238
5-1	135
5-2	246
5-3	194
5-4	126
6-1	483
6-2	170
6-3	144
7-1	591
7-2	247
7-3	330
8-1	309
8-2	337
8-3	273
9-1	381
9-2	363
9-3	791
9-4	291
9-5	113
10-1	393
10-2	186
10-3	255
11-1	343
11-2	273
11-3	318
12-1	213
12-2	503
12-3	310
Totals:	11,320

State of Tennessee - Williamson County

May 1, 2018

Republican Primary

Juvenile Court Clerk

1. Brenda F. Hyden
2. Bobby Plummer

Precincts:	1	2
1-1	119	57
1-2	78	57
1-3	108	46
1-4	57	36
1-5	49	30
2-1	180	82
2-2	122	95
2-3	216	106
2-4	72	35
2-5	100	66
3-1	182	113
3-2	140	64
3-3	67	85
4-1	94	60
4-2	183	82
4-3	161	65
5-1	90	46
5-2	167	68
5-3	136	59
5-4	77	42
6-1	331	128
6-2	102	59
6-3	96	36
7-1	382	161
7-2	165	60
7-3	218	101
8-1	218	78
8-2	228	94
8-3	156	98
9-1	252	112
9-2	237	109
9-3	493	257
9-4	195	78
9-5	72	32
10-1	272	133
10-2	109	71
10-3	169	72
11-1	245	86
11-2	195	77
11-3	234	95
12-1	149	67
12-2	346	147
12-3	193	100

State of Tennessee - Williamson County

May 1, 2018

Republican Primary

Juvenile Court Clerk

1. Brenda F. Hyden
2. Bobby Plummer

Precincts:	1	2
Totals:	7,455	3,545

State of Tennessee - Williamson County

May 1, 2018

Republican Primary

County Clerk

1. Elaine H. Anderson
2. Andy L Johnson

Precincts:	1	2
1-1	157	37
1-2	121	26
1-3	150	30
1-4	88	17
1-5	63	18
2-1	229	55
2-2	171	63
2-3	283	81
2-4	94	22
2-5	129	48
3-1	236	75
3-2	169	45
3-3	104	63
4-1	139	45
4-2	231	72
4-3	201	63
5-1	110	40
5-2	219	58
5-3	164	51
5-4	113	27
6-1	429	106
6-2	135	39
6-3	115	35
7-1	500	151
7-2	230	43
7-3	302	64
8-1	283	57
8-2	306	56
8-3	211	76
9-1	374	59
9-2	330	76
9-3	497	409
9-4	288	37
9-5	98	20
10-1	333	113
10-2	160	44
10-3	205	77
11-1	314	58
11-2	267	40
11-3	290	72
12-1	182	58
12-2	443	117
12-3	251	81

State of Tennessee - Williamson County

May 1, 2018

Republican Primary

County Clerk

1. Elaine H. Anderson
2. Andy L Johnson

Precincts:	1	2
Totals:	9,714	2,824

State of Tennessee - Williamson County

May 1, 2018

Republican Primary

Register of Deeds

1. Sherry Anderson
2. Julie Hannah

Precincts:	1	2
1-1	130	65
1-2	91	57
1-3	134	39
1-4	81	22
1-5	36	52
2-1	220	59
2-2	140	89
2-3	224	145
2-4	84	35
2-5	110	69
3-1	162	153
3-2	103	116
3-3	91	75
4-1	92	98
4-2	205	99
4-3	160	100
5-1	76	74
5-2	124	156
5-3	142	73
5-4	92	45
6-1	251	303
6-2	83	88
6-3	84	68
7-1	273	393
7-2	176	97
7-3	178	188
8-1	202	140
8-2	214	156
8-3	81	220
9-1	266	166
9-2	216	195
9-3	464	445
9-4	271	48
9-5	95	25
10-1	275	179
10-2	139	70
10-3	173	119
11-1	279	96
11-2	236	76
11-3	206	159
12-1	129	119
12-2	338	231
12-3	214	112

State of Tennessee - Williamson County

May 1, 2018

Republican Primary

Register of Deeds

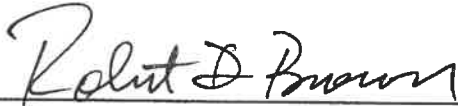
1. Sherry Anderson
2. Julie Hannah

Precincts:	1	2
Totals:	7,340	5,314


CERTIFICATION OF ELECTION RESULTS

We, the undersigned members of the Williamson County Election Commission, do hereby certify that we held a **Williamson County Democratic Primary Election** on **Tuesday, May 1, 2018**, in all of the voting precincts in our county, according to law, for the purpose of electing political party nominees for County Mayor, County Commission (Districts 1, 2, 3, 4, 5, 6, 7, 8, 9, 10, 11, &12), County Trustee, Sheriff, Circuit Court Clerk, Juvenile Court Clerk, County Clerk, Register of Deeds, shown hereinafter, and that we have canvassed the returns of said election as required by law, and we do hereby certify that the following 14 pages of tabulation are a true, correct, and complete accounting of the results by precinct and county of said election as established by the canvassing of the returns, this fourteenth day (14th) day of May 2018.

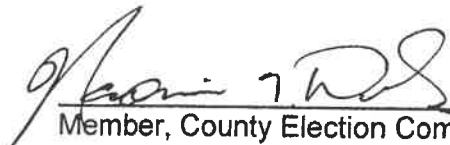
MUST HAVE AT LEAST THREE (3) COMMISSIONERS SIGN:




Chairman, County Election Commission




Secretary, County Election Commission



Member, County Election Commission



Member, County Election Commission



Member, County Election Commission

State of Tennessee - Williamson County
May 1, 2018
Democratic Primary
County Mayor

1	No Candidate Qualified	0
	Total Votes	0

County Commission District 1

1	Kreis White	97
	Total Votes	97

County Commission District 2

1	Lori Clemons	98
	Total Votes	98

County Commission District 3

1	No Candidate Qualified	0
	Total Votes	0

County Commission District 4

1	Anne McGraw	129
	Total Votes	129

County Commission District 5

1	Craig Zimberg	160
	Total Votes	160

County Commission District 6

1	Brigid Day	187
2	Ginny Kvochak	137
	Total Votes	324

State of Tennessee - Williamson County

May 1, 2018

Democratic Primary

County Commission District 7

1 Sara Bowman Melamed	175
2 Jatin A. Shah	128
Total Votes	303

County Commission District 8

1 Kenneth Townsend	130
Total Votes	130

County Commission District 9

1 No Candidate Qualified	0
Total Votes	0

County Commission District 10

1 Michael I. Miga	147
Total Votes	147

County Commission District 11

1 Lesley Couch	114
2 Karen Kendall-Fite	111
Total Votes	225

County Commission District 12

1 No Candidate Qualified	0
Total Votes	0

County Trustee

1 No Candidate Qualified	0
Total Votes	0

State of Tennessee - Williamson County

May 1, 2018

Democratic Primary

Sheriff

1 No Candidate Qualified	0
Total Votes	0

Circuit Court Clerk

1 No Candidate Qualified	0
Total Votes	0

Juvenile Court Clerk

1 No Candidate Qualified	0
Total Votes	0

County Clerk

1 No Candidate Qualified	0
Total Votes	0

Register of Deeds

1 No Candidate Qualified	0
Total Votes	0

State of Tennessee - Williamson County

May 1, 2018

Democratic Primary

County Mayor

1. No Candidate Qualified

Precincts:	1
1-1	0
1-2	0
1-3	0
1-4	0
1-5	0
2-1	0
2-2	0
2-3	0
2-4	0
2-5	0
3-1	0
3-2	0
3-3	0
4-1	0
4-2	0
4-3	0
5-1	0
5-2	0
5-3	0
5-4	0
6-1	0
6-2	0
6-3	0
7-1	0
7-2	0
7-3	0
8-1	0
8-2	0
8-3	0
9-1	0
9-2	0
9-3	0
9-4	0
9-5	0
10-1	0
10-2	0
10-3	0
11-1	0
11-2	0
11-3	0
12-1	0
12-2	0
12-3	0
Totals:	0

State of Tennessee - Williamson County

May 1, 2018

Democratic Primary

County Commission District 1

1. Kreis White

Precincts:	1
1-1	27
1-2	31
1-3	15
1-4	7
1-5	17
Totals:	97

County Commission District 2

1. Lori Clemons

Precincts:	1
2-1	29
2-2	25
2-3	17
2-4	5
2-5	22
Totals:	98

County Commission District 3

1. No Candidate Qualified

Precincts:	1
3-1	0
3-2	0
3-3	0
Totals:	0

State of Tennessee - Williamson County

May 1, 2018

Democratic Primary

County Commission District 4

1. Anne McGraw

Precincts:	1
4-1	47
4-2	30
4-3	52
Totals:	129

County Commission District 5

1. Craig Zimberg

Precincts:	1
5-1	47
5-2	48
5-3	28
5-4	37
Totals:	160

County Commission District 6

1. Brigid Day
2. Ginny Kvochak

Precincts:	1	2
6-1	91	64
6-2	50	37
6-3	46	36
Totals:	187	137

County Commission District 7

1. Sara Bowman Melamed
2. Jatin A. Shah

Precincts:	1	2
7-1	64	48
7-2	39	27
7-3	72	53
Totals:	175	128

State of Tennessee - Williamson County

May 1, 2018

Democratic Primary

County Commission District 8

1. Kenneth Townsend

Precincts:	1
8-1	39
8-2	52
8-3	39
Totals:	130

County Commission District 9

1. No Candidate Qualified

Precincts:	1
9-1	0
9-2	0
9-3	0
9-4	0
9-5	0
Totals:	0

County Commission District 10

1. Michael I. Miga

Precincts:	1
10-1	44
10-2	52
10-3	51
Totals:	147

County Commission District 11

1. Lesley Couch
2. Karen Kendall-Fite

Precincts:	1	2
11-1	36	30
11-2	35	42
11-3	43	39
Totals:	114	111

State of Tennessee - Williamson County

May 1, 2018

Democratic Primary

County Commission District 12

1. No Candidate Qualified

Precincts:	1
12-1	0
12-2	0
12-3	0
Totals:	0

State of Tennessee - Williamson County

May 1, 2018

Democratic Primary

County Trustee

1. No Candidate Qualified

Precincts:	1
1-1	0
1-2	0
1-3	0
1-4	0
1-5	0
2-1	0
2-2	0
2-3	0
2-4	0
2-5	0
3-1	0
3-2	0
3-3	0
4-1	0
4-2	0
4-3	0
5-1	0
5-2	0
5-3	0
5-4	0
6-1	0
6-2	0
6-3	0
7-1	0
7-2	0
7-3	0
8-1	0
8-2	0
8-3	0
9-1	0
9-2	0
9-3	0
9-4	0
9-5	0
10-1	0
10-2	0
10-3	0
11-1	0
11-2	0
11-3	0
12-1	0
12-2	0
12-3	0
Totals:	0

State of Tennessee - Williamson County

May 1, 2018

Democratic Primary

Sheriff

1. No Candidate Qualified

Precincts:	1
1-1	0
1-2	0
1-3	0
1-4	0
1-5	0
2-1	0
2-2	0
2-3	0
2-4	0
2-5	0
3-1	0
3-2	0
3-3	0
4-1	0
4-2	0
4-3	0
5-1	0
5-2	0
5-3	0
5-4	0
6-1	0
6-2	0
6-3	0
7-1	0
7-2	0
7-3	0
8-1	0
8-2	0
8-3	0
9-1	0
9-2	0
9-3	0
9-4	0
9-5	0
10-1	0
10-2	0
10-3	0
11-1	0
11-2	0
11-3	0
12-1	0
12-2	0
12-3	0
Totals:	0

State of Tennessee - Williamson County

May 1, 2018

Democratic Primary

Circuit Court Clerk

1. No Candidate Qualified

Precincts:	1
1-1	0
1-2	0
1-3	0
1-4	0
1-5	0
2-1	0
2-2	0
2-3	0
2-4	0
2-5	0
3-1	0
3-2	0
3-3	0
4-1	0
4-2	0
4-3	0
5-1	0
5-2	0
5-3	0
5-4	0
6-1	0
6-2	0
6-3	0
7-1	0
7-2	0
7-3	0
8-1	0
8-2	0
8-3	0
9-1	0
9-2	0
9-3	0
9-4	0
9-5	0
10-1	0
10-2	0
10-3	0
11-1	0
11-2	0
11-3	0
12-1	0
12-2	0
12-3	0
Totals:	0

State of Tennessee - Williamson County

May 1, 2018

Democratic Primary

Juvenile Court Clerk

1. No Candidate Qualified

Precincts:	1
1-1	0
1-2	0
1-3	0
1-4	0
1-5	0
2-1	0
2-2	0
2-3	0
2-4	0
2-5	0
3-1	0
3-2	0
3-3	0
4-1	0
4-2	0
4-3	0
5-1	0
5-2	0
5-3	0
5-4	0
6-1	0
6-2	0
6-3	0
7-1	0
7-2	0
7-3	0
8-1	0
8-2	0
8-3	0
9-1	0
9-2	0
9-3	0
9-4	0
9-5	0
10-1	0
10-2	0
10-3	0
11-1	0
11-2	0
11-3	0
12-1	0
12-2	0
12-3	0
Totals:	0

State of Tennessee - Williamson County

May 1, 2018

Democratic Primary

County Clerk

1. No Candidate Qualified

Precincts:	1
1-1	0
1-2	0
1-3	0
1-4	0
1-5	0
2-1	0
2-2	0
2-3	0
2-4	0
2-5	0
3-1	0
3-2	0
3-3	0
4-1	0
4-2	0
4-3	0
5-1	0
5-2	0
5-3	0
5-4	0
6-1	0
6-2	0
6-3	0
7-1	0
7-2	0
7-3	0
8-1	0
8-2	0
8-3	0
9-1	0
9-2	0
9-3	0
9-4	0
9-5	0
10-1	0
10-2	0
10-3	0
11-1	0
11-2	0
11-3	0
12-1	0
12-2	0
12-3	0
Totals:	0

State of Tennessee - Williamson County

May 1, 2018

Democratic Primary

Register of Deeds

1. No Candidate Qualified

Precincts:	1
1-1	0
1-2	0
1-3	0
1-4	0
1-5	0
2-1	0
2-2	0
2-3	0
2-4	0
2-5	0
3-1	0
3-2	0
3-3	0
4-1	0
4-2	0
4-3	0
5-1	0
5-2	0
5-3	0
5-4	0
6-1	0
6-2	0
6-3	0
7-1	0
7-2	0
7-3	0
8-1	0
8-2	0
8-3	0
9-1	0
9-2	0
9-3	0
9-4	0
9-5	0
10-1	0
10-2	0
10-3	0
11-1	0
11-2	0
11-3	0
12-1	0
12-2	0
12-3	0
Totals:	0
